



# PRINCE2® 7 Foundation

PeopleCert

Official Training Materials

# Copyright

Published by PeopleCert International Ltd.  
Publication printed in Greece or reproduced electronically in Greece  
Copyright© 2023 PeopleCert International Ltd.

All rights reserved. No part of this publication may be reproduced or transmitted in any form and by any means (electronic, photocopying, recording or otherwise) except as permitted in writing by PeopleCert International Ltd. Enquiries for permission to reproduce, transmit or use for any purpose this material should be directed to the publisher.

## **Disclaimer**

This publication is designed to provide helpful information to the reader. Although every care has been taken by PeopleCert International Ltd in the preparation of this publication, no representation or warranty (express or implied) is given by PeopleCert International Ltd as publisher with respect as to the completeness, accuracy, reliability, suitability or availability of the information contained within it and neither shall PeopleCert International Ltd be responsible or liable for any loss or damage whatsoever (indicatively but not limited to, special, indirect, consequential) arising or resulting of virtue of information, instructions or advice contained within this publication.

**First edition PeopleCert International Ltd. copyright 2023**

# Key Icons



Attention



Book reference



Configuration/Setting



Discuss/Reflect/  
Activity



Further Reading



Detailed PRINCE2  
Practice



Key learning points



Learning Objectives  
/ Objectives



Q&A / Think  
about



Question



Review multiple choice  
question



Syllabus



Timing

*Icons indicate specific actions and/or items.  
Please refer to the list for each icon's meaning.*

# Introductions



# Getting to know you ...




Name

Reason for  
attending

Job role

Common  
challenges



# Learner materials

What is included in the Official Training Materials for the learner?

- Learner Workbook
- Quick Reference Guide (QRG)
- Syllabus
- Sample exams
- Post-course survey





# Official book

Don't forget to use the **Official Book** for more detailed information on the modules presented.



# PRINCE2® 7 Foundation



# General information



# Course modules



# Introduction

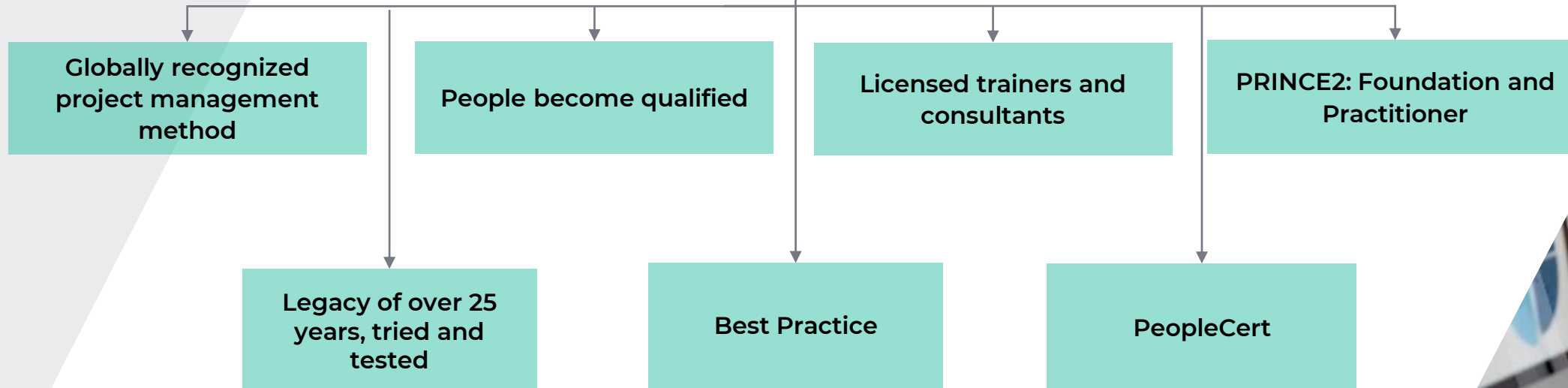
**By the end of this introduction,  
you will be able to:**

- understand the main 'rules' and guidelines of the course
- understand the background to the PRINCE2® 7 Foundation course
- be aware of the key elements of the training approach.



# PRINCE2® 7

## PRINCE2® 7

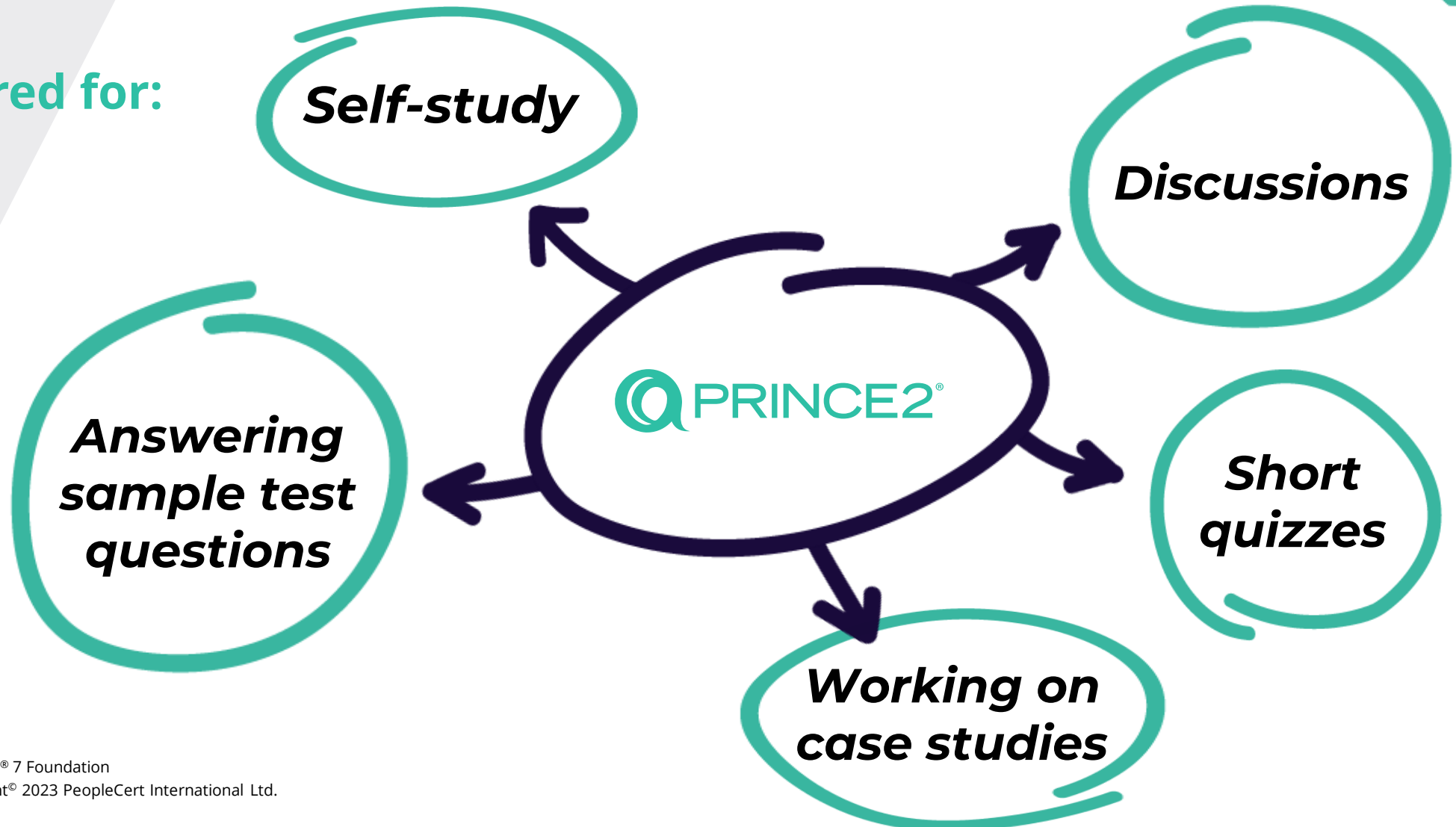




# PRINCE2® 7 Foundation training



Be prepared for:



# Review



## You should now know:

- the **main rules** and **guidelines** of the course
- the **background** to **PRINCE2 Foundation**
- the **key aspects** of the **course**.



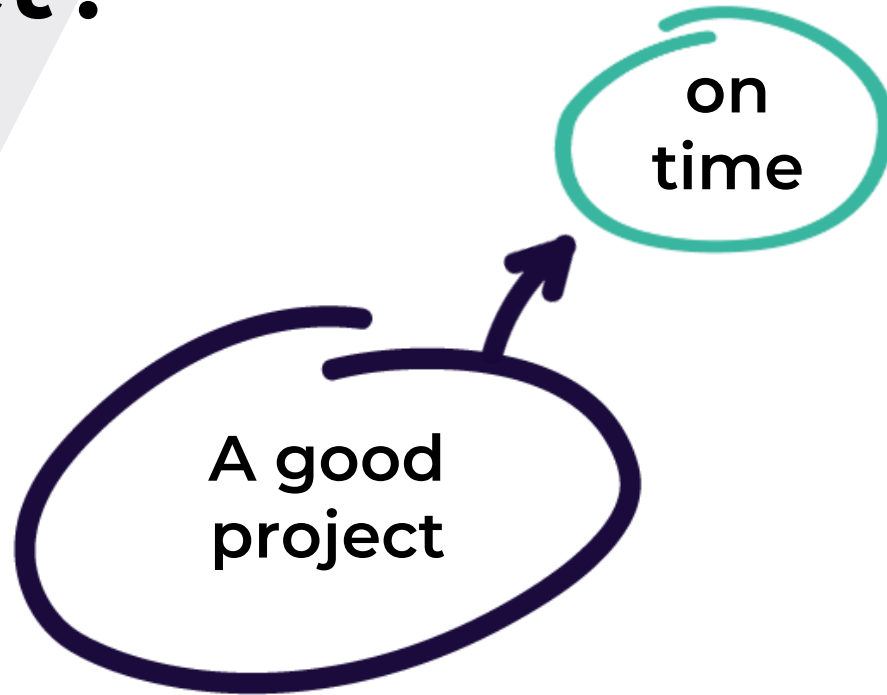
10 minutes



# Introduction

## Activity 1

# What makes a good project?



Use your  
Learner  
Workbook  
to note  
down your  
ideas.



# What makes a good project?



# Overview of PRINCE2® Project Management

## Module 2

# Syllabus (1/2)

## 1. Understand key concepts relating to project and PRINCE2:

### 1.1 Recall key concepts related to project management:

- a) The definition of a project and project management. (1.3).
- b) The aspects of project performance to be managed. (1.3.2).
- c) The definition of the integrated elements of PRINCE2: principles, people, practices, processes and the project context. (1.2, Fig 1.1).
- d) The definition of delivery approaches: iterative, linear, hybrid. (1.4.3).

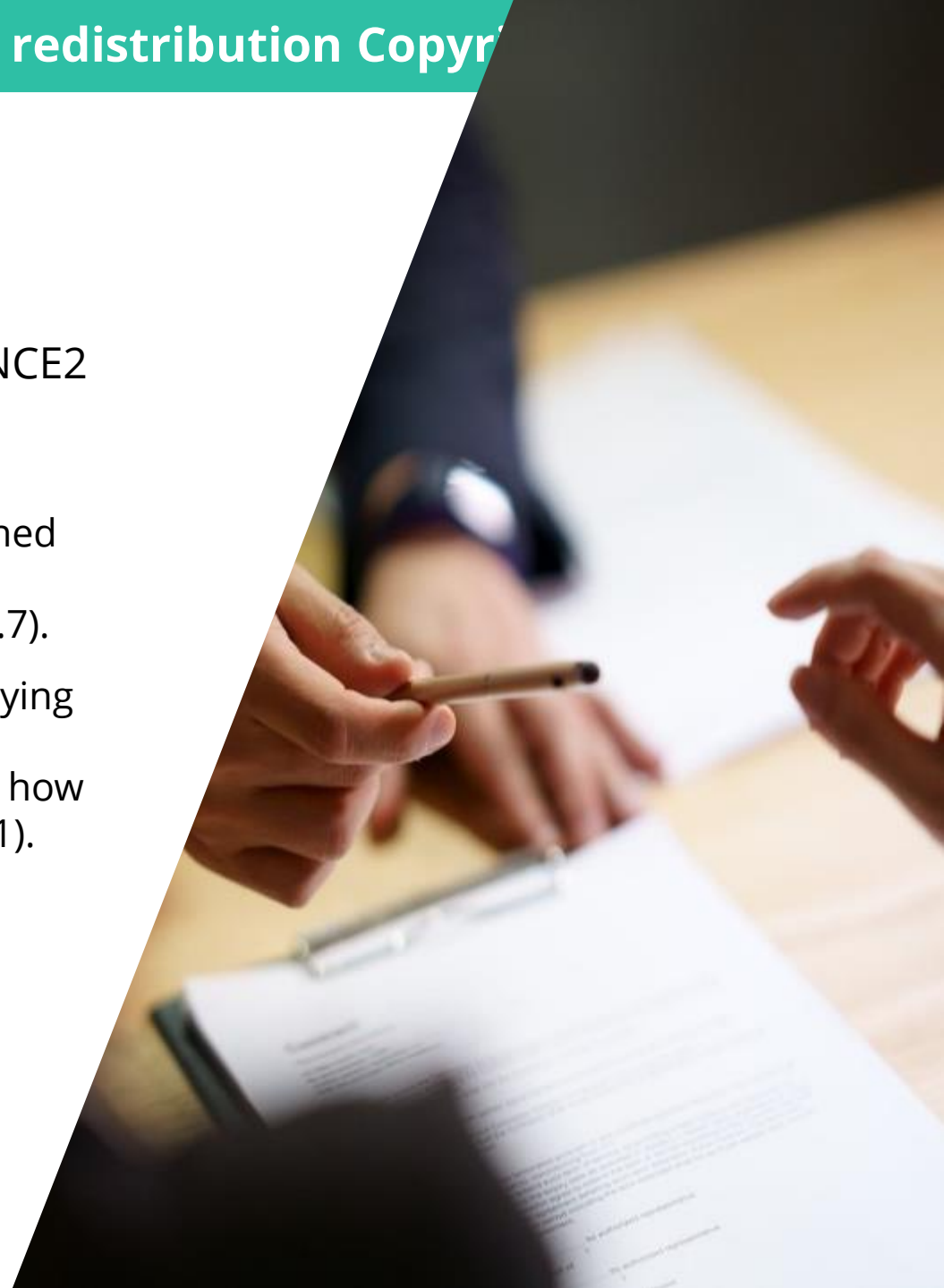
### 1.2 Describe key concepts related to project management:

- a) The characteristics of a project. (1.3.1).
- b) The common reasons why project management is used. (1.2.2).
- c) The common challenges that PRINCE2 is designed to address. (1.2.2).
- d) The features and benefits of PRINCE2.
- e) Projects in context/project environment. (1.4 excl 1.4.3).



# Syllabus (2/2)

2. Understand how the PRINCE2 principles underpin the PRINCE2 method.
  - 2.1 Explain the PRINCE2 principles: continued business justification, learn from experience, defined roles and responsibilities, manage by stages, manage by exception, focus on products, tailor to suit the project. (2.1-2.7).
  - 2.2 Explain how and why the principles provide the basis of applying PRINCE2, and which factors influence the way the PRINCE2 method can be tailored and applied, who is responsible, and how tailoring decisions are documented. (Section 2, Ref 2.7, fig 2.1).





# What you will learn

In this session, we're going to cover:

- the **definitions** and **characteristics** of a project
- what makes a project a **PRINCE2 project**
- the **features** and **benefits** of PRINCE2
- the **role** of **project management**
- the seven **aspects** of **project performance** to be managed
- the PRINCE2 **principles**
- the **integrated elements** of PRINCE2
- overview of **PRINCE2 processes**
- the **user/supplier** context
- applying and tailoring PRINCE2.



# What is a project?




A **temporary organization** that is created for the **purpose of delivering** one or more **business products** according to an agreed **business case**.



# Characteristics of a project



# Topics not included in PRINCE2



**specialist  
aspects**



**detailed  
techniques**





# The five integrated elements

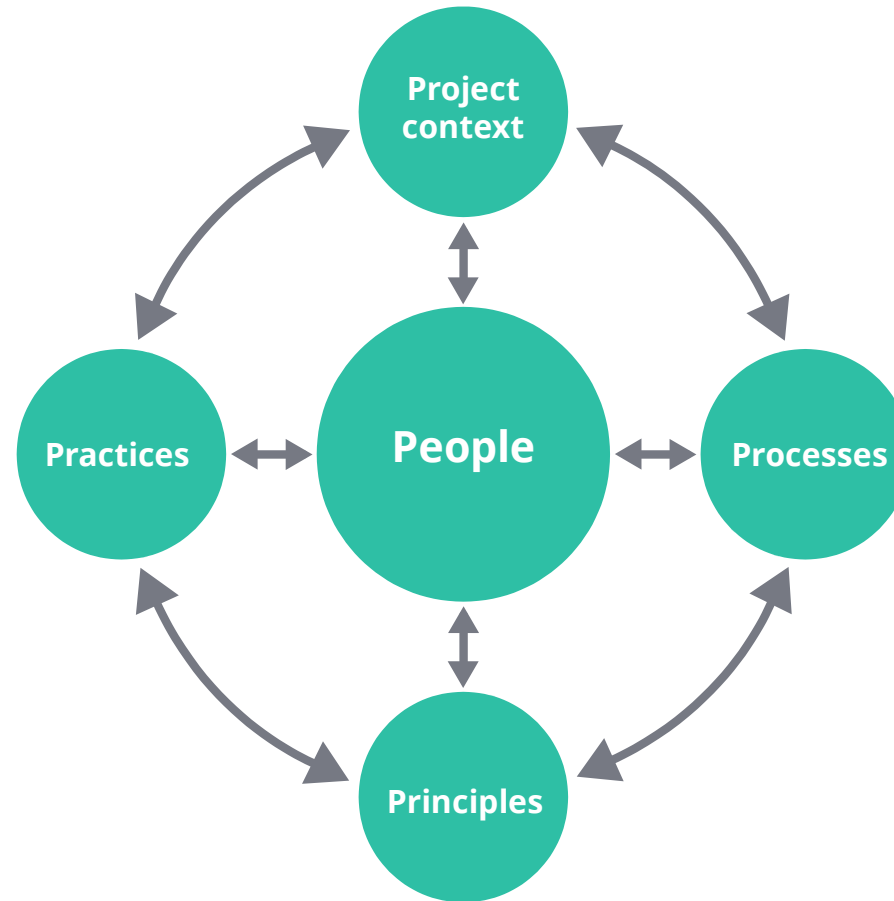


Figure 1.1 The five integrated elements of PRINCE2